






Bridge Building (Intro to NXTs)

Activity Name:	 Unknown macro: 'text-data'
How long did it take?	 Unknown macro: 'text-data'
Materials:	 Unknown macro: 'text-data'


Vocabulary to know about for this activity:

 Unknown macro: 'text-data'


Background/Things to know about for this activity:

 Unknown macro: 'text-data'


Preparation (what should one do to prepare)::

 Unknown macro: 'text-data'

Procedure (how to go about the activity):


 Unknown macro: 'text-data'

How can the EDP or engineering design practices be incorporated into this activity?

 Unknown macro: 'text-data'


Comment: In the comment field please comment of how this activity went for you, how long it took, how long you expected it to take, if there were any other materials that you would have wanted to have, how your was teacher involved in this activity, if it was age/grade level appropriate for the students and any other comments about this activity you think are important for the next person to use this activity to know.

Photos:

 Unknown macro: 'hidden-data'

There are no images attached to this page.

Worksheet:

File	Modified 
Microsoft Word Document Bridge Building Activity.docx lesson plan	Nov 07, 2011 by Rachael A. Wolber
Microsoft Word Document Sturdy Structures worksheet.docx Bridge activity worksheet	Nov 07, 2011 by Rachael A. Wolber
Microsoft Powerpoint Presentation lego names no movie.pptx powerpoint with pictures of legos and their names	Nov 07, 2011 by Rachael A. Wolber

 [Download All](#)