






Paper Towers

| | |
|-----------------------|--|
| Activity Name: |  Unknown macro: 'text-data' |
| How long did it take? |  Unknown macro: 'text-data' |
| Materials: |  Unknown macro: 'text-data' |


Vocabulary to know about for this activity:

 Unknown macro: 'text-data'


Background/Things to know about for this activity:

 Unknown macro: 'text-data'


Preparation (what should one do to prepare)::

 Unknown macro: 'text-data'

Procedure (how to go about the activity):

 Unknown macro: 'text-data'

How can the EDP or engineering design practices be incorporated into this activity?


 Unknown macro: 'text-data'

Central Concept: Engineering design is an iterative process that involves modeling and optimizing to develop technological solutions to problems within given constraints.

- 2.1 Identify and explain the steps of the engineering design process, i.e., identify the need or problem, research the problem, develop possible solutions, select the best possible solution(s), construct a prototype, test and evaluate, communicate the solution(s), and redesign.
- 2.2 Demonstrate methods of representing solutions to a design problem, e.g., sketches, orthographic projections, multiview drawings.
- 2.3 Describe and explain the purpose of a given prototype.
- 2.4 Identify appropriate materials, tools, and machines needed to construct a prototype of a given engineering design.
- 2.5 Explain how such design features as size, shape, weight, function, and cost limitations would affect the construction of a given prototype.

Comment: In the comment field please comment of how this activity went for you, how long it took, how long you expected it to take, if there were any other materials that you would have wanted to have, how your was teacher involved in this activity, if it was age/grade level appropriate for the students and any other comments about this activity you think are important for the next person to use this activity to know.

Photos:

 Unknown macro: 'hidden-data'

There are no images attached to this page.

Worksheet:

File

Modified 

No files shared here yet.