





A Chair for Mr. Bear

Activity Name:	 Unknown macro: 'text-data'
How long did it take?	 Unknown macro: 'text-data'
Materials:	 Unknown macro: 'text-data'


Vocabulary to know about for this activity:

 Unknown macro: 'text-data'


design

solution


Background/Things to know about for this activity:

 Unknown macro: 'text-data'


Preparation (what should one do to prepare)::

 Unknown macro: 'text-data'

Procedure (how to go about the activity):


 Unknown macro: 'text-data'

How can the EDP or engineering design practices be incorporated into this activity?

 Unknown macro: 'text-data'


Comment: In the comment field please comment of how this activity went for you, how long it took, how long you expected it to take, if there were any other materials that you would have wanted to have, how your was teacher involved in this activity, if it was age/grade level appropriate for the students and any other comments about this activity you think are important for the next person to use this activity to know.

Photos:

 Unknown macro: 'hidden-data'

There are no images attached to this page.

Worksheet:

File	Modified 
Microsoft Word 97 Document Lesson_BearChair.doc A helpful guide about how to apply the Engineering Design Process to this activity	Oct 12, 2011 by Victoria Heather Sims