






Intro to Scratch

Activity Name:	 Unknown macro: 'text-data'
How long did it take?	 Unknown macro: 'text-data'
Materials:	 Unknown macro: 'text-data'


Vocabulary to know about for this activity:

 Unknown macro: 'text-data'


Background/Things to know about for this activity:

 Unknown macro: 'text-data'


Preparation (what should one do to prepare)::

 Unknown macro: 'text-data'

Procedure (how to go about the activity):

 Unknown macro: 'text-data'


How can the EDP or engineering design practices be incorporated into this activity?

 Unknown macro: 'text-data'

Comment: In the comment field please comment of how this activity went for you, how long it took, how long you expected it to take, if there were any other materials that you would have wanted to have, how your was teacher involved in this activity, if it was age/grade level appropriate for the students and any other comments about this activity you think are important for the next person to use this activity to know.

This activity took two full class periods (2nd grade classroom). The activity was age-appropriate, as the students were certainly pushing their limits, but not entirely overwhelmed. It is important to introduce the idea of degrees to the students to allow for terms Had we redone this, we may have tried to introduce x-y coordinate systems instead to guide the movement, as the degree system could be ambiguous.

Photos:

 Unknown macro: 'hidden-data'

There are no images attached to this page.

Worksheet:

File

Modified 

No files shared here yet.